



digital
document
solutions

METER READINGS

How to Obtain the Meter Reading from Your Multifunction Device



Device Display Panel



Highlighted in
Yellow is the
System Menu/
Counter Button

Supported Models

Colour Devices

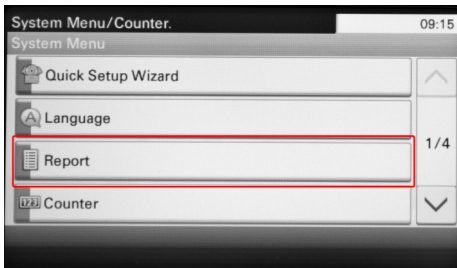
FS-C8020MFP

FS-C8025MFP

FS-C8520MFP

FS-C8525MFP

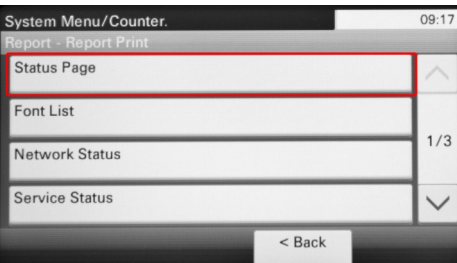
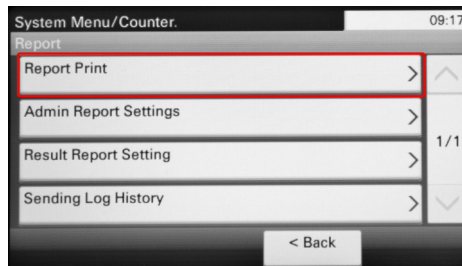
1. Press the "System Menu/Counter" Button on your display panel as shown in the Picture above.



2. Select the "Report" option on your touch panel.

(Selections are Highlighted in Red)

3. Select the "Report Print" option on your touch panel.



4. Select the "Status Page" option on your touch panel and confirm printing the report by pressing "Yes"

5. The Status page will include the current meter reading of your device. Please tell your service representative the following:

A Total Black & White pages

B. Total Colour pages

Totals are in **Bold** on the right side of the Status Page

Alternatively you can fax or scan the "Status page" to the addresses below.

Email: service@multifaxdds.com.au

Phone: (08) 9328 4600 Fax: (08) 9328 5738

www.multifaxdds.com.au