



digital document solutions

METER READINGS

How to Obtain the Meter Reading from Your Multifunction Device



Device Display Panel



Highlighted in Yellow is the System Menu/Counter Button

Supported Models

Monochrome Devices

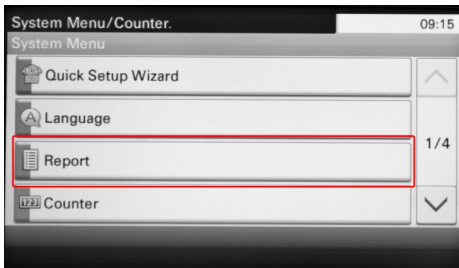
FS-6025MFP

FS-6030MFP

FS-6525MFP

FS-6530MFP

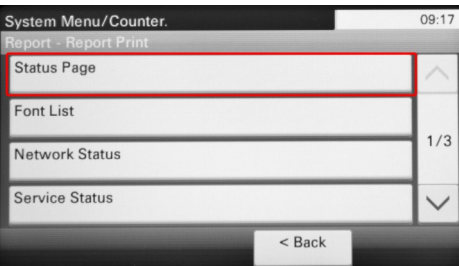
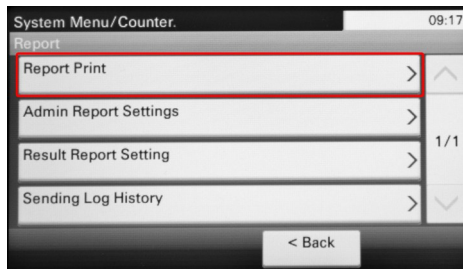
1. Press the "System Menu/Counter" Button on your display panel as shown in the Picture above.



2. Select the "Report" option on your touch panel.

(Selections are Highlighted in Red)

3. Select the "Report Print" option on your touch panel.



4. Select the "Status Page" option on your touch panel and confirm printing the report by pressing "Yes"

5. The Status page will include the current meter reading of your device. Please tell your service representative the following:

Total printed pages

Alternatively you can fax or scan the "Status page" to the addresses below.

The total is in **Bold** on the right side of the Status Page

Email: service@multifaxdds.com.au

Phone: (08) 9328 4600 Fax: (08) 9328 5738

www.multifaxdds.com.au